

## Kyushu Railway History Museum

# Kyushu Railway departing Point Train Wonderland

## Miniature Train Park

“Shuppatsu Shinko!” – Train Drivers would say this aloud when they start the train after checking the go signal

[ Ticket for 1 train ¥300 ]



Class 72 Yuuin no mori



Class 885 Kamome



Class 787 Thubame



Class 883 Sonic

※ Suspension in case of bad weather.  
※ 3 people can take 1 car.  
※ 2 cars drive on weekdays.  
5 cars drive on weekends and holidays



## Front view exhibition of vehicles



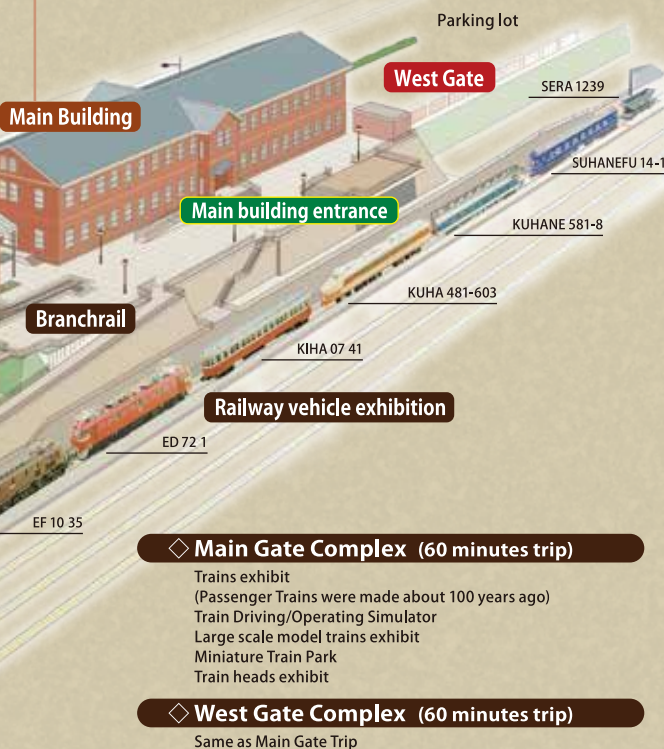
The vehicles played an active part in Kyushu. You are allowed to sit on the driver's seat.

## 【Kyushu Railway History Museum】

## Main Building [Heritage of Industrial Modernization]



This building was built in 1891 in order to store and plays a major role in the modernization of Japan. Kyushu Railway has been playing a central role over 100 years.

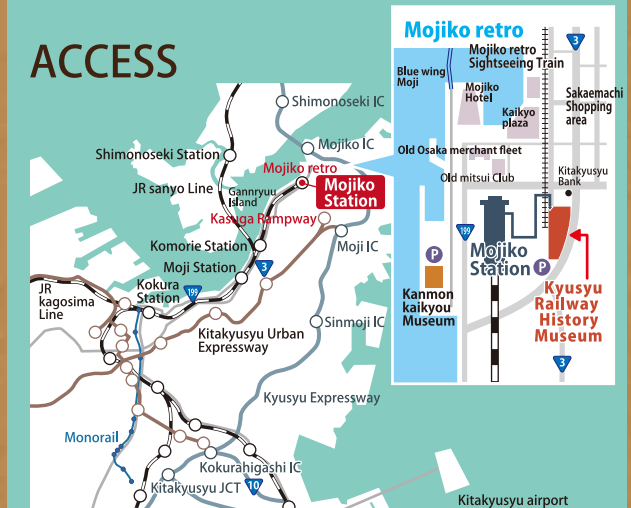


## Former Zero Milepost



In 1891, the Kyushu Railway Company built a station here and established this place as an origin of Kyushu Railway. This sign is a replica of the former 0-mile post.

## ACCESS



From JR Mojiko station 3minutes on foot

## Rate

Adult ¥ 300  
Group ¥ 240

Children  
Middle School Age and Under ¥ 150  
Group (30 Children and Up) ¥ 120

※ Under 4 years old : free  
※ Group. 30 people or more  
※ Group. 30 Children or more

● No Pets, No Food, No Beverages and No Smoking in the Building.

Hours □ Open: 9:00 A.M. – 5:00 P.M.  
Last Visit: 4:30 P.M.

Closed □ Second Wednesday of the month  
Except July 2nd Wednesday and Thursday  
August: Open whole Month  
If the second Wednesday is a holiday, the following day Thursday will be closed.

## Kyushu Tetsudo Kinenkan

801-0833 Kitakyushu-shi Mojiku Kiyotaki 2-3-29

TEL093-322-1006 / FAX093-332-7233

E-mail k-tetsudo@k-rhm.jp URL http://www.k-rhm.jp





# Trains captivate our hearts!

Welcome to the world of trains!  
Nostalgic, Educational and Fun!!!

## D Manufactured in 1909

This passenger train ran from 1909 to 1930 and was restored. In the compartment you will see tatami (straw mats) seats and unique lower windows.



## F Driving Simulator

Be a driver of real 811 Series local train and enjoy scenery between Mojiko and Orio. Choose your level from beginner, intermediate and professional.




※8 minutes drive: ¥100

## E Let's travel around Kyushu!

Fantastic Show of popular trains around Hakata Station: "Sonic", "Kamome" and "Sakura" depart one after another. Cameras are set to the driver's seat on "Asoboy" and "Thubame." You will see the world of model trains as if you were in the train.



※3 Minutes drive: ¥100



## G Kids' Room [ Let's play with train toys ]

Lots of railway toys; sonic, shinkansen, Yufuin no mori and more... You see them in Kyushu.



## H Shop Zero Mile

Lots of train toys and collectibles and local products are at Shop Zero Mile.



TEL:093-321-5500

1F



Information center

2F

## A Permanent Exhibition

Nostalgic train head marks, the old long distance train tickets and past uniforms. Train fans MUST see!



## B Seasonal Exhibition

Photographs, model trains, real rail parts, and more ... are shown seasonally.



## C Information

PCs and books are available to those who want to know more about trains. Occasional model train classes are also held.



Train  
Exhibit



Japan National Railways **59634**  
[ Built in 1922 ]

SL Series 9600 is Japan's first authentic steam locomotive. 770 cars were made. This locomotive, as a vehicle in the Kitakyushu district, remained until the end of locomotive era.



Japan National Railways **C59 1**  
[ Built in 1941 ]

This locomotive was built for express passenger cars in Tokaido and Sanyo Honsen. In 1965, C591 started to tow for Express sleeper "Asakaze"



Japan National Railways **EF10 35**  
[ Built in 1941 ]

For 20 years the EF1035 ran under the sea tunnel between Honshu and Kyushu. This locomotive towed all the trains from express trains to freight trains.



Japan National Railways **ED72 1**  
[ Built in 1961 ]

The type to which this electric locomotive ran for the first time at Kyusyu by The exchange system



Touring OK!

Japan National Railways **K1HA07 41**  
[ Built in 1937 ]

This diesel car with the clutch system transmission was built before world war II. Beautiful Steamline became popular in the world.



Touring OK!

Japan National Railways **KUHA481-603**  
[ Built in 1967 ]

This train was improved to be able to use either AC or DC line. The novel style was very popular in Japan.



Touring OK!

Japan National Railways **KUHANE581-8**  
[ Built in 1967 ]

First electric sleeper train in the world. During the night, the train went to the destination as an express sleeper and returned as a regular daytime express. It was a great success.



Touring OK!

Japan National Railways **SUHANEFU14-11**  
[ Built in 1972 ]

14 series sleeper train is known in as the second generation 'The Blue Train'. The vehicle was used as an express train heading to Osaka or to Tokyo from Kyushu.



Japan National Railways **SERA1239**  
[ Built in 1960 ]

Northern Kyushu was known as a coal producing center. This vehicle was specially made for transporting the coal.